



DAILY CURRENCY REPORT

26 May 2026

26 May 2026

Domestic Currencies

Currency	Expiry	Open	High	Low	Close	% Change
USDINR	26-May-26	95.4500	95.4900	95.0650	95.2275	-0.47
USDINR	25-Jun-26	95.8000	95.8000	95.2500	95.6150	-0.42
EURINR	26-May-26	110.8000	111.4800	110.8000	111.2600	-0.07
GBPINR	26-May-26	128.5875	128.8300	128.3000	128.6250	0.03
JPYINR	26-May-26	60.2725	60.2725	60.1175	60.1175	-0.08

Open Interest Snapshot

Currency	Expiry	% Change	% Oi Change	Oi Status
USDINR	26-May-26	-0.47	-6.53	Long Liquidation
USDINR	25-Jun-26	-0.42	44.76	Fresh Selling
EURINR	26-May-26	-0.07	-5.79	Long Liquidation
GBPINR	26-May-26	0.03	-19.54	Short Covering
JPYINR	26-May-26	-0.08	-9.38	Long Liquidation

Global Indices

Index	Last	%Chg
Nifty	24031.70	1.32
Dow Jones	50579.70	0.58
NASDAQ	26343.97	0.19
CAC	8258.26	1.76
FTSE 100	10466.26	0.22
Nikkei	64989.81	-0.26

International Currencies

Currency	Last	% Change
EURUSD	1.1633	-0.03
GBPUSD	1.3487	-0.07
USDJPY	158.9485	0.00
USDCAD	1.3808	0.02
USDAUD	1.3958	0.07
USDCHF	0.7836	0.05

26 May 2026

Technical Snapshot



SELL USDINR MAY @ 95.4 SL 95.6 TGT 95.2-95.

Trading Levels

Expiry	Close	R2	R1	PP	S1	S2
26-May-26	95.2275	95.69	95.46	95.26	95.03	94.83

Observations

USDINR trading range for the day is 94.83-95.69.

Rupee strengthened as sentiment improved on easing crude oil prices and supportive remarks from the Reserve Bank of India.

Support for the rupee increased after Brent crude prices fell below \$100 per barrel for the first time in over two weeks.

Sentiment was further boosted after Sanjay Malhotra stated that the RBI would do "whatever is required" to ensure orderly forex market movements.

Technical Snapshot



SELL EURINR MAY @ 111.3 SL 111.6 TGT 111-110.7.

Trading Levels

Expiry	Close	R2	R1	PP	S1	S2
26-May-26	111.2600	111.86	111.56	111.18	110.88	110.50

Observations

EURINR trading range for the day is 110.5-111.86.

Euro dropped amid Rupee weakness after support seen as investors cheered progress in US-Iran negotiations.

President Donald Trump said a memorandum of understanding between the two nations had been "largely negotiated" and would reopen the Strait of Hormuz.

PMI data revealed the Eurozone economy contracted in May at its fastest pace since late 2023.

Technical Snapshot



SELL GBPINR MAY @ 128.8 SL 129.2 TGT 128.4-128.

Trading Levels

Expiry	Close	R2	R1	PP	S1	S2
26-May-26	128.6250	129.12	128.88	128.59	128.35	128.06

Observations

GBPINR trading range for the day is 128.06-129.12.

GBP gains as investors welcomed progress in US-Iran negotiations and scaled back BOE rate hike.

US Trump stated that a memorandum of understanding between the two nations had been "largely negotiated" and would reopen the Strait of Hormuz.

Investors now await speeches from BoE policymakers later this week for monetary policy signals.

26 May 2026

Technical Snapshot



SELL JPYINR MAY @ 60.2 SL 60.4 TGT 60-59.8.

Trading Levels

Expiry	Close	R2	R1	PP	S1	S2
26-May-26	60.1175	60.32	60.22	60.17	60.07	60.02

Observations

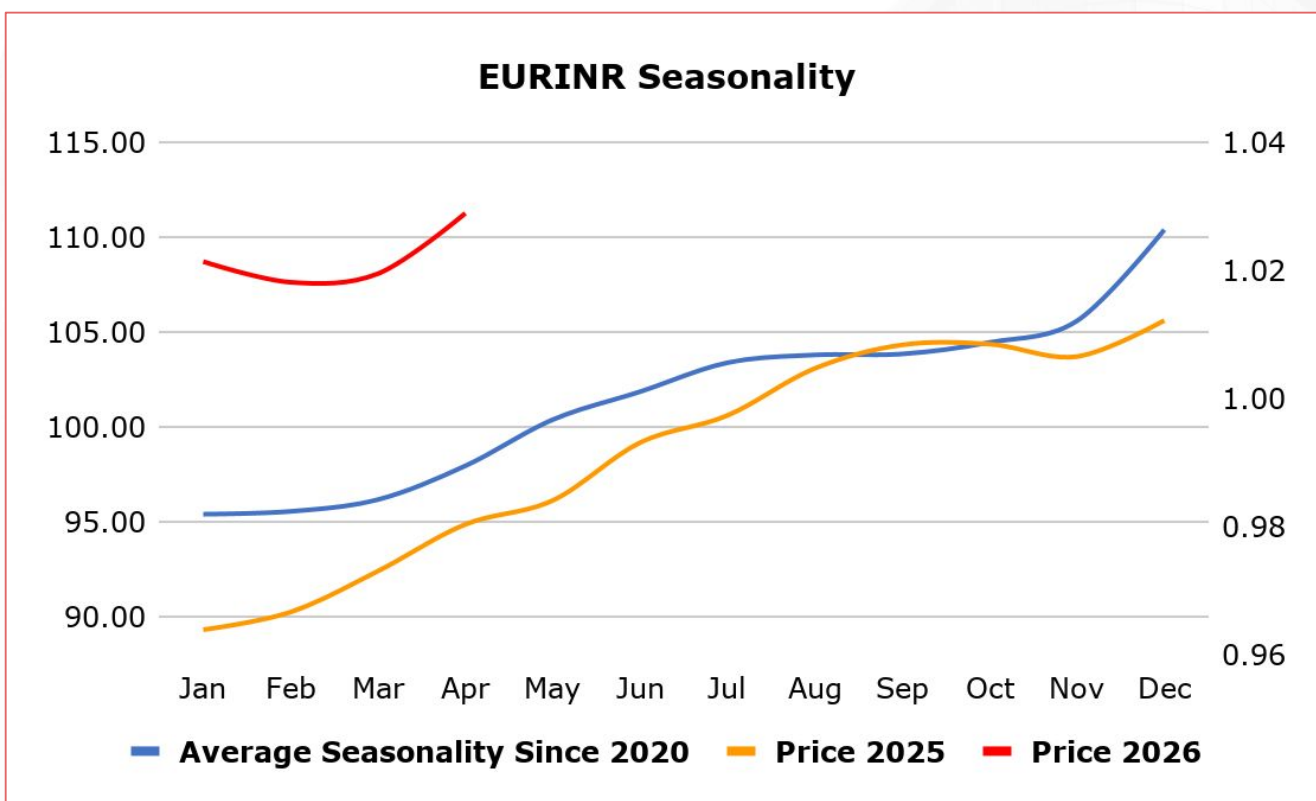
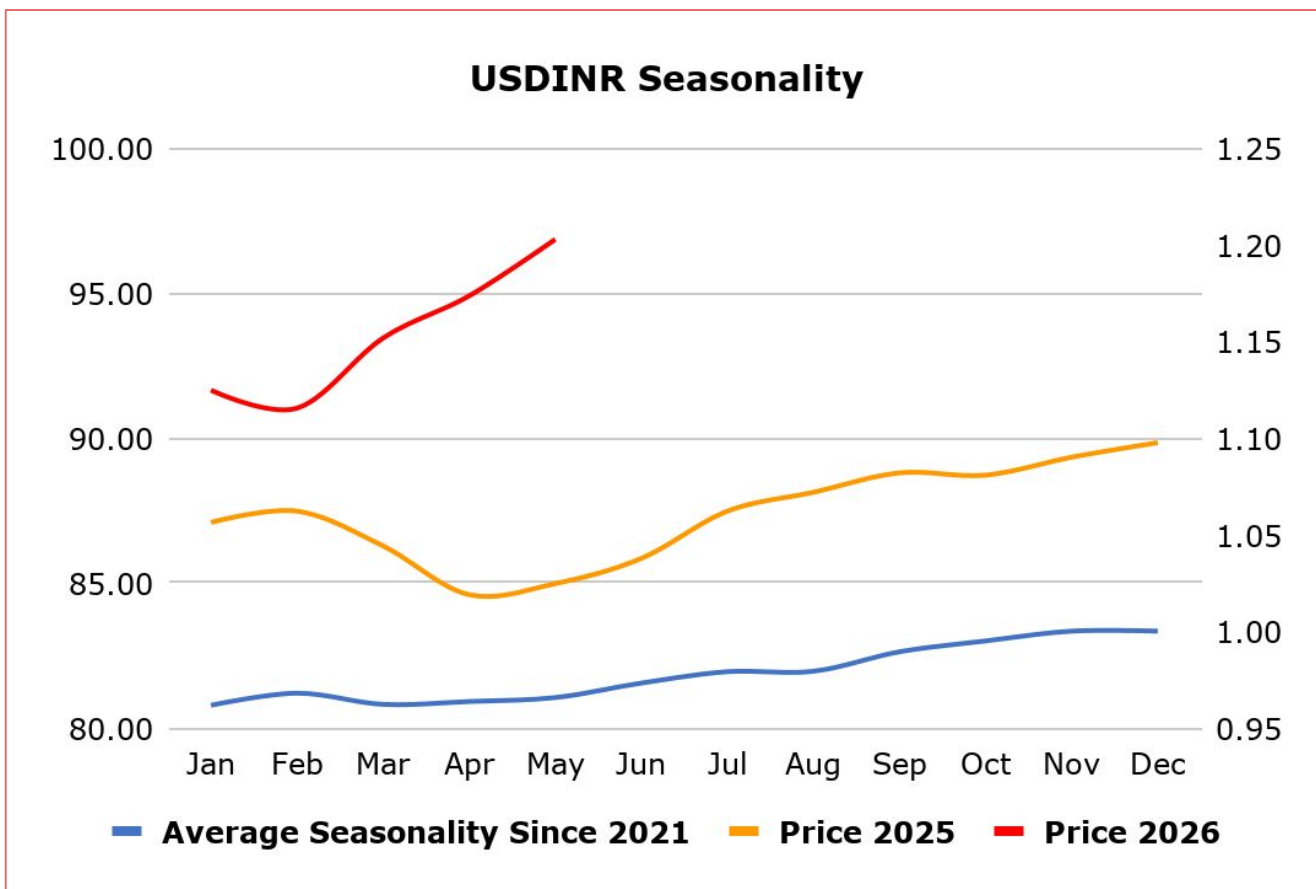
JPYINR trading range for the day is 60.02-60.32.

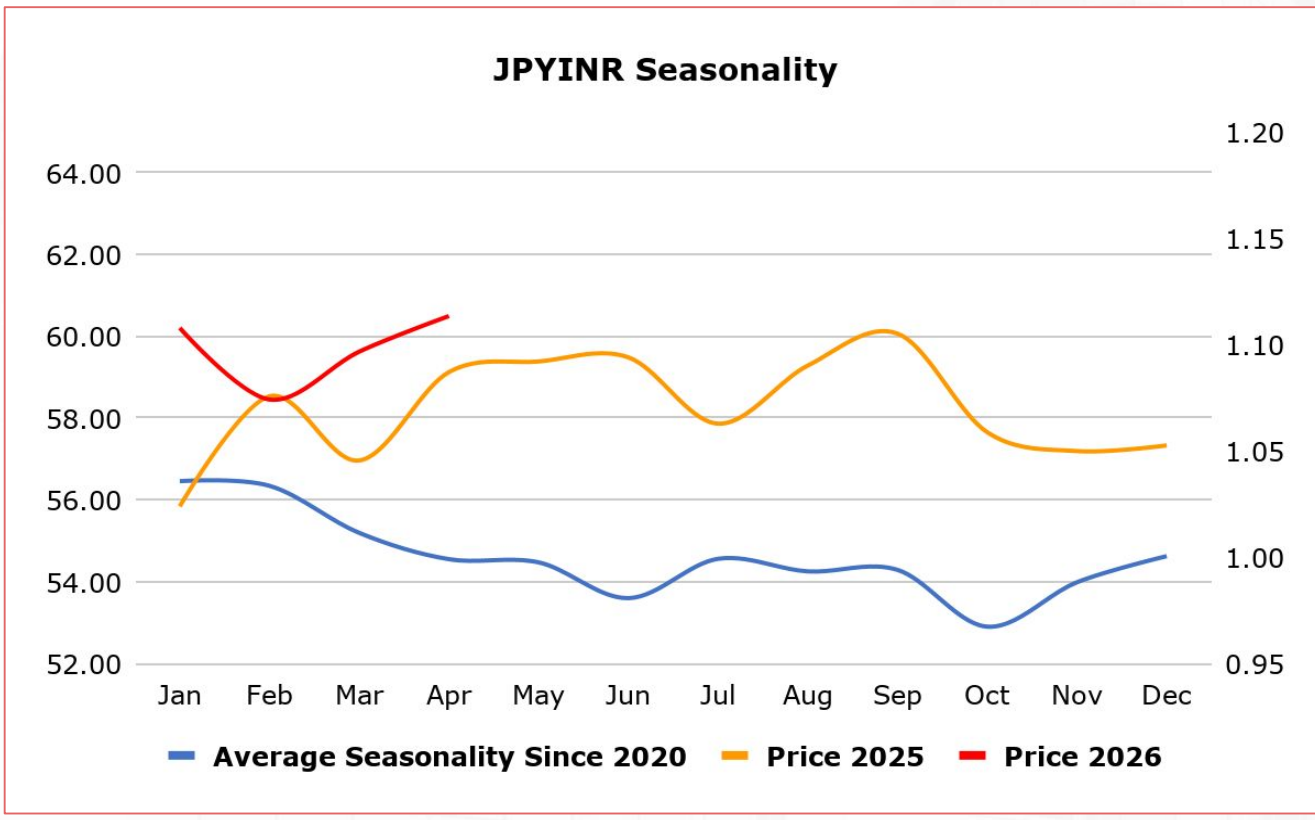
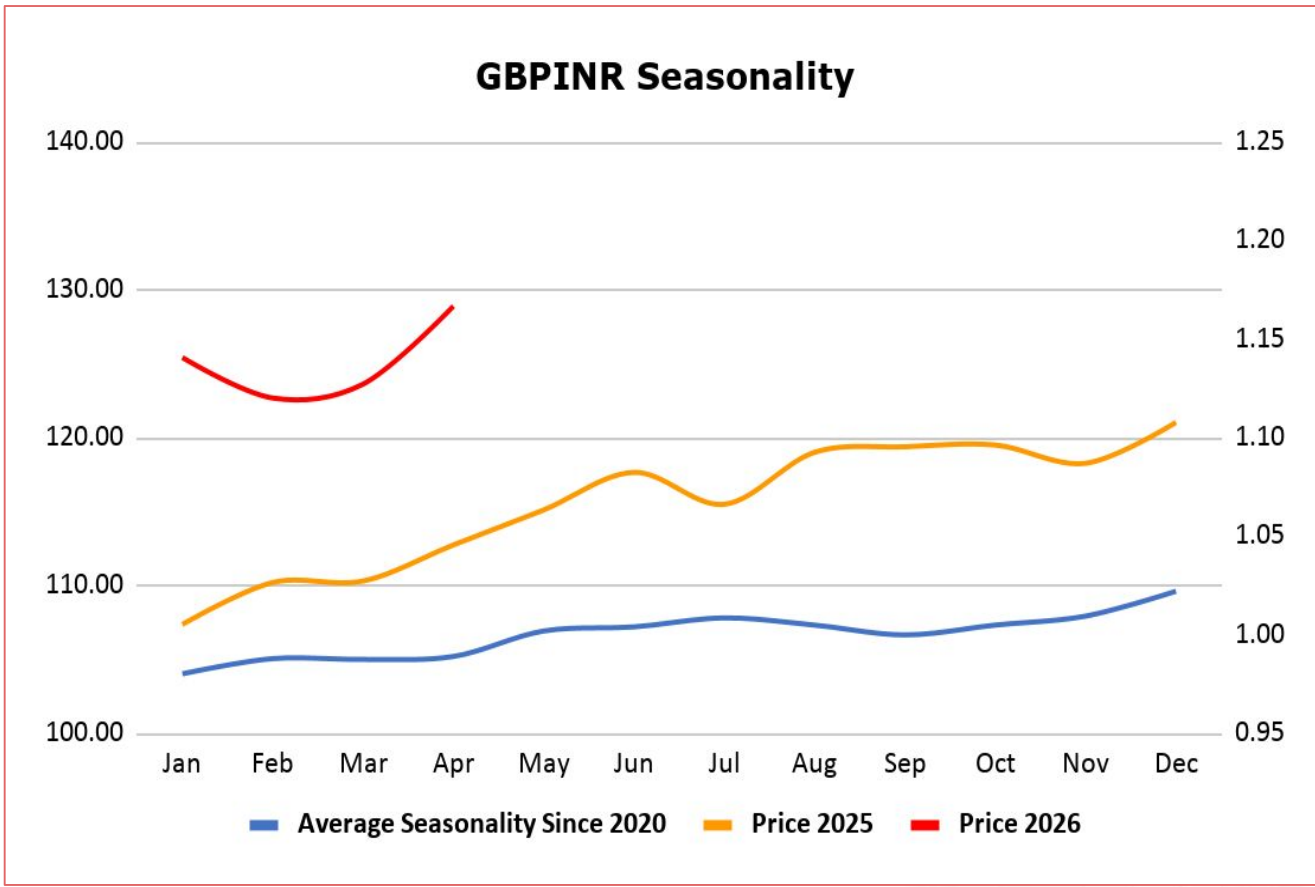
JPY steadied as declining oil prices and a softer US dollar supported the currency amid signs that the US and Iran were moving closer to a deal.

Japan's core inflation rate slowed to a four-year low in April, reducing pressure on the Bank of Japan to tighten monetary policy in the near term.

A full reopening of the key shipping route would offer relief to major Asian economies heavily reliant on Middle Eastern oil imports.

26 May 2026





Economic Data

26 May 2026

Date	Curr.	Data
May 26	USD	HPI m/m
May 26	USD	S&P/CS Composite-20 HPI y/y
May 26	USD	CB Consumer Confidence
May 27	USD	ADP Weekly Employment Change
May 27	USD	Richmond Manufacturing Index
May 28	EUR	ECB Monetary Meeting Accounts
May 28	USD	Core PCE Price Index m/m
May 28	USD	Prelim GDP q/q
May 28	USD	Prelim GDP Price Index q/q
May 28	USD	Unemployment Claims
May 28	USD	Core Durable Goods Orders m/m
May 28	USD	Durable Goods Orders m/m
May 28	USD	Personal Income m/m
May 28	USD	Personal Spending m/m
May 28	USD	New Home Sales

Date	Curr.	Data
May 28	USD	Natural Gas Storage
May 28	USD	Crude Oil Inventories
May 29	EUR	German Prelim CPI m/m
May 29	EUR	French Consumer Spending m/m
May 29	EUR	French Final Private Payrolls q/q
May 29	EUR	French Prelim CPI m/m
May 29	EUR	French Prelim GDP q/q
May 29	EUR	Spanish Flash CPI y/y
May 29	EUR	German Unemployment Change
May 29	EUR	Italian Monthly Unemployment
May 29	EUR	Italian Prelim CPI m/m
May 29	USD	FOMC Member Schmid Speaks
May 29	USD	Goods Trade Balance
May 29	USD	Prelim Wholesale Inventories m/m
May 29	USD	Chicago PMI

News

Japan's core consumer price index, which excludes fresh food but includes energy, rose 1.4% year-on-year in April 2026, easing from 1.8% in the previous month and coming in softer than market forecasts of 1.7%. The latest reading marked the lowest level since March 2022 and remained below the Bank of Japan's 2% target for a third straight month, as government fuel subsidies helped offset price pressures from higher oil costs linked to the Iran war. The BoJ will meet on June 16, after keeping its short-term policy rate at 0.75% last month amid higher oil prices and yen weakness. The policymakers remained cautious about the uncertain situation in the Middle East, although several members still saw scope for near-term interest rate hikes. Japan's annual inflation edged down to 1.4% in April 2026 from 1.5% in the prior month. Food prices rose the least in 18 months amid a further slowdown in rice costs. Food prices in Japan increased 3.5% year-on-year in April 2026, following a 3.6% gain in the previous month and marking the mildest pace since October 2024.

The S&P Global UK Manufacturing PMI held steady at 53.7 in May 2026, unchanged from April and well above market expectations of 53, according to preliminary data. The reading matched the highest level since May 2022, with production growth accelerating to a three-month high amid sustained demand growth. Manufacturers reported increased activity from client pre-purchasing and stock-building, as well as elevated demand from data center rollouts. However, concerns about rising political and economic uncertainty persisted. Employment continued to decline, while inflationary pressures remained elevated and supply chains faced further disruptions from international shipping delays. The S&P Global UK Services PMI fell to 47.9 in May 2026 from 52.7 in the prior month, missing market forecasts of 51.7, flash estimates showed. The data indicated the first contraction since April last year and sharpest decline since early 2021. Firms cited greater economic hesitancy and weaker investment sentiment among clients, along with delayed consumer spending decisions in response to the Middle East war, particularly affecting international travel. Several also pointed to domestic political uncertainty weighing on client confidence.

**Scan the QR to connect
with us**



KEDIA ADVISORY

KEDIA STOCKS & COMMODITIES RESEARCH PVT LTD.

Mumbai. INDIA.

For more details, please contact Mobile: +91 9619551022

Email: info@kediaadvisory.com

SEBI REGISTRATION NUMBER - INH000006156

For more information or to subscribe for monthly updates

Visit www.kediaadvisory.com

This Report is prepared and distributed by Kedia Stocks & Commodities Research Pvt Ltd. for information purposes only. The recommendations, if any, made herein are expressions of views and/or opinions and should not be deemed or construed to be neither advice for the purpose of purchase or sale through KSCRPL nor any solicitation or offering of any investment /trading opportunity. These information/opinions/ views are not meant to serve as a professional investment guide for the readers. No action is solicited based upon the information provided herein. Recipients of this Report should rely on information/data arising out of their own investigations. Readers are advised to seek independent professional advice and arrive at an informed trading/investment decision before executing any trades or making any investments. This Report has been prepared on the basis of publicly available information, internally developed data and other sources believed by KSCRPL to be reliable. KSCRPL or its directors, employees, affiliates or representatives do not assume any responsibility for or warrant the accuracy, completeness, adequacy and reliability of such information/opinions/ views. While due care has been taken to ensure that the disclosures and opinions given are fair and reasonable, none of the directors, employees, affiliates or representatives of KSCRPL shall be liable for any direct, indirect, special, incidental, consequential, punitive or exemplary damages, including lost profits arising in any way whatsoever from the information/opinions/views contained in this Report. The possession, circulation and/or distribution of this Report may be restricted or regulated in certain jurisdictions by appropriate laws. No action has been or will be taken by KSCRPL in any jurisdiction (other than India), where any action for such purpose (s) is required. Accordingly, this Report shall not be possessed, circulated and/ or distributed in any such country or jurisdiction unless such action is in compliance with all applicable laws and regulations of such country or jurisdiction. KSCRPL requires such a recipient to inform himself about and to observe any restrictions at his own expense, without any liability to KSCRPL. Any dispute arising out of this Report shall be subject to the exclusive jurisdiction of the Courts in India.